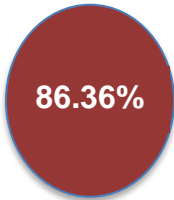
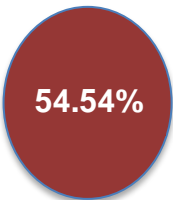
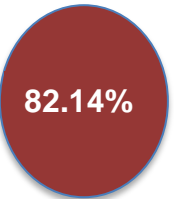
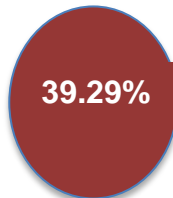
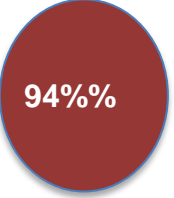



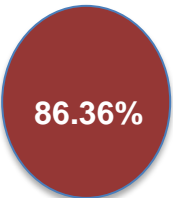

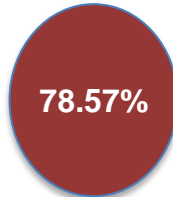
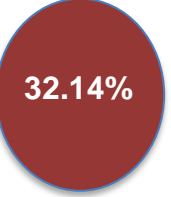
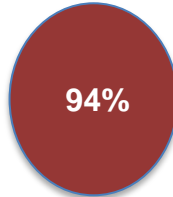
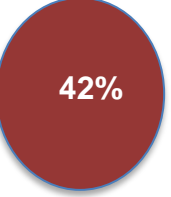
Kings School Plymouth
Summary of 2023 SATs Data
Key Stage 2



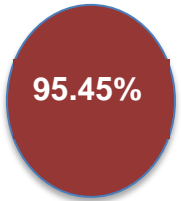
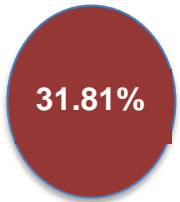
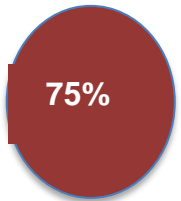
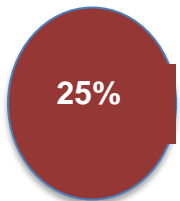
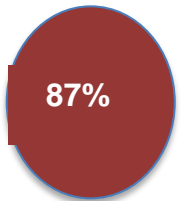
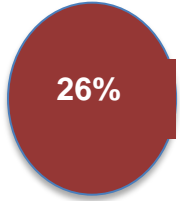
2023 Key Stage 2 Attainment – Reading

Meeting Expectations				Higher Standard								
2019		<table border="1"> <thead> <tr> <th>National</th> <th>LA</th> </tr> </thead> <tbody> <tr> <td>73%</td> <td>72%</td> </tr> </tbody> </table>	National	LA	73%	72%		<table border="1"> <thead> <tr> <th>National</th> <th>LA</th> </tr> </thead> <tbody> <tr> <td>27%</td> <td>25%</td> </tr> </tbody> </table>	National	LA	27%	25%
	National	LA										
73%	72%											
National	LA											
27%	25%											
+13.36%	Difference	+27.54%										
2022		<table border="1"> <thead> <tr> <th>National</th> <th>LA</th> </tr> </thead> <tbody> <tr> <td>74%</td> <td>72%</td> </tr> </tbody> </table>	National	LA	74%	72%		<table border="1"> <thead> <tr> <th>National</th> <th>LA</th> </tr> </thead> <tbody> <tr> <td>28%</td> <td>No data published</td> </tr> </tbody> </table>	National	LA	28%	No data published
	National	LA										
74%	72%											
National	LA											
28%	No data published											
+8.14	Difference	11.29%	Difference									
2023		<table border="1"> <thead> <tr> <th>National</th> <th>LA</th> </tr> </thead> <tbody> <tr> <td>73%</td> <td>72%</td> </tr> </tbody> </table>	National	LA	73%	72%		<table border="1"> <thead> <tr> <th>National</th> <th>LA</th> </tr> </thead> <tbody> <tr> <td>29%</td> <td>27%</td> </tr> </tbody> </table>	National	LA	29%	27%
	National	LA										
73%	72%											
National	LA											
29%	27%											
+21	Difference	26%	Difference									
Average Scaled Score												
2019 School	2019 National	2022 school	2022 National	2023 School	2023 National	2023 LA						
109.55 (+5.55)	104	107.14 (+3.14)	104	109.4 (+4.4)	105	105						

2023 Key Stage 2 Attainment - Grammar, Punctuation and Spelling

Meeting Expectations				Higher Standard								
2019		<table border="1"> <thead> <tr> <th>National</th> <th>LA</th> </tr> </thead> <tbody> <tr> <td>78%</td> <td>78%</td> </tr> </tbody> </table>	National	LA	78%	78%		<table border="1"> <thead> <tr> <th>National</th> <th>LA</th> </tr> </thead> <tbody> <tr> <td>36%</td> <td>34%</td> </tr> </tbody> </table>	National	LA	36%	34%
	National	LA										
78%	78%											
National	LA											
36%	34%											
+8.36%	Difference	+18.54%	Difference									
2022		<table border="1"> <thead> <tr> <th>National</th> <th>LA</th> </tr> </thead> <tbody> <tr> <td>72%</td> <td>72%</td> </tr> </tbody> </table>	National	LA	72%	72%		<table border="1"> <thead> <tr> <th>National</th> <th>LA</th> </tr> </thead> <tbody> <tr> <td>28%</td> <td>No data published</td> </tr> </tbody> </table>	National	LA	28%	No data published
	National	LA										
72%	72%											
National	LA											
28%	No data published											
+6.57%	Difference	4.14%	Difference									
2023		<table border="1"> <thead> <tr> <th>National</th> <th>LA</th> </tr> </thead> <tbody> <tr> <td>72%</td> <td>70%</td> </tr> </tbody> </table>	National	LA	72%	70%		<table border="1"> <thead> <tr> <th>National</th> <th>LA</th> </tr> </thead> <tbody> <tr> <td>30%</td> <td>29%</td> </tr> </tbody> </table>	National	LA	30%	29%
	National	LA										
72%	70%											
National	LA											
30%	29%											
+22%	Difference	+12%	Difference									
Average Scaled Score												
2019 School	2019 National	2022 School	2022 National	2023 School	2023 National	2023 LA						
109.41 (+3.41)	106	106.04(+1.04)	104	105.29 (+0.29)	105	104						

2023 Key Stage 2 Attainment - Mathematics

Meeting Expectations			Higher Standard									
2019		<table border="1"> <thead> <tr> <th>National</th> <th>LA</th> </tr> </thead> <tbody> <tr> <td>79%</td> <td>77%</td> </tr> </tbody> </table>	National	LA	79%	77%		<table border="1"> <thead> <tr> <th>National</th> <th>LA</th> </tr> </thead> <tbody> <tr> <td>27%</td> <td>25%</td> </tr> </tbody> </table>	National	LA	27%	25%
	National	LA										
79%	77%											
National	LA											
27%	25%											
+16.45%	Difference	+4.81%	Difference									
2022		<table border="1"> <thead> <tr> <th>National</th> <th>LA</th> </tr> </thead> <tbody> <tr> <td>71%</td> <td>72%</td> </tr> </tbody> </table>	National	LA	71%	72%		<table border="1"> <thead> <tr> <th>National</th> <th>LA</th> </tr> </thead> <tbody> <tr> <td>23%</td> <td>No data published</td> </tr> </tbody> </table>	National	LA	23%	No data published
	National	LA										
71%	72%											
National	LA											
23%	No data published											
+4%	Difference	2%	Difference									
2023		<table border="1"> <thead> <tr> <th>National</th> <th>LA</th> </tr> </thead> <tbody> <tr> <td>73%</td> <td>72%</td> </tr> </tbody> </table>	National	LA	73%	72%		<table border="1"> <thead> <tr> <th>National</th> <th>LA</th> </tr> </thead> <tbody> <tr> <td>24%</td> <td>22%</td> </tr> </tbody> </table>	National	LA	24%	22%
	National	LA										
73%	72%											
National	LA											
24%	22%											
+14%	Difference	+2%	Difference									
Average Scaled Score												
2019 School	2019 National	2022 School	2022 National	2023 School	2023 National	2023 LA						
106.72 (+1.72)	105	104.61 (+0.61)	104	106 (+2)	104	104						